


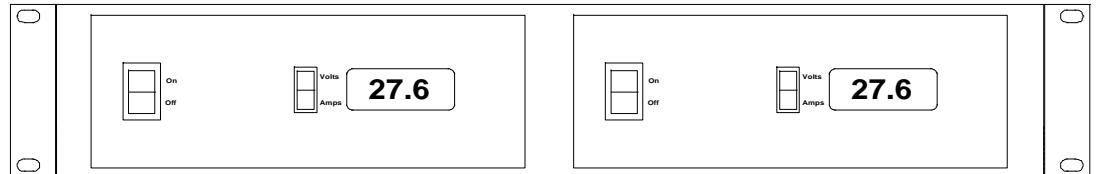


MCN™ Rack Mount Power Supplies



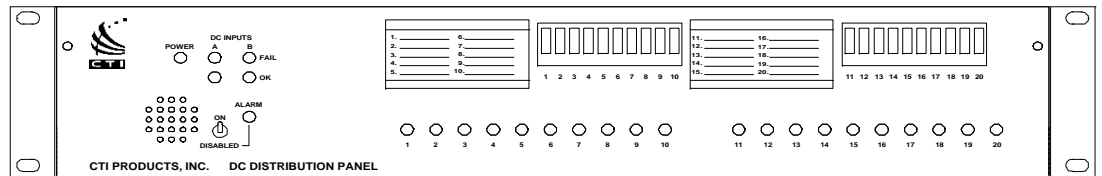
81-11812 MCN Single Power Supply

CA-11812-100



81-11934 MCN Dual Power Supply

CA-11943-100



MCN DC Distribution Panel

CA-61660-100

CTI Products, Inc.
1211 West Sharon Road
Cincinnati, Ohio 45240
USA

phone
+1.513.595.5900

fax
+1.513.595.5983

e-mail
info@ctiproducts.com

www.ctiproducts.com

Introduction

Power Supplies and the DC Distribution Panel are accessories to the MCN Monitoring and Control Network product family. They provide a clean and reliable source of power to the MCN modules.

Power Supplies

The Power Supplies provide a regulated source of DC current with the following features:

- High Efficiency MOSFET Design.
- Current Limiting.
- Fuse Protection.
- Input & Output Filtering.
- LCD Meter for Voltage and Current.
- One or two supplies mount in an EIA 19" rack, 2 rack units (3.5") high.

A front panel switch allows the LCD meter to display either the output voltage or current. An illuminated on/off switch is also located on the front panel. A terminal block on the back panel provides connection to the load.

DC Distribution Panel

The DC Distribution Panel provides distribution and monitoring for dual redundant power supplies for cases where a power supply failure cannot be tolerated. Features include:

- Independently fused inputs for two hot-standby power supplies.
- 20 independently fused outputs.
- All input and output fuses monitored via Green/Red (OK/Fail) LEDs
- Audible alert to indicate any failure.
- Status output signals to inform monitoring equipment of faults.
- Mounts in an EIA 19" rack, 2 rack units (3.5") high.

Three status signals are available to inform monitoring equipment if the redundant power supplies are functioning or if any fuses are blown. The three status signals are driven from solid state relays.

Part Numbers

81-11812	Single Power Supply in Rack Mount
81-11934	Dual Power Supplies in Rack Mount
S2-61160	MCN DC Distribution Panel with 500 mA output fuses
S2-61258	MCN DC Distribution Panel with 1 A output fuses

Power Supply Specifications (per Supply)

Input Voltage Range	90 – 130 VAC
Input Frequency Range	50 – 60 Hz
Output Voltage	27.6 VDC +/- 150mV
Output Current, Continuous	13.0 A @ 25 °C ambient (Derate for higher temps)
Current Limiting	15.5 A
Line Regulation	0.20%
Load Regulation	0.75%
Output Ripple (Max)	25mV RMS
Efficiency (Min)	85%
Input Fuse	8 A
LCD Display	3 digit
Operating Temperature	-50°F to 125°F -46°C to 52°C
Approvals	UL1012 CSA C22.2 No 107.1-01
Size (W x H x D) 1 or 2 supplies, with rack mount	19" x 3.5" x 7.05"
Weight, Single Supply with Rack Mount Dual Supplies with Rack Mount	6 lbs. 10 lbs.

DC Distribution Panel Specifications

Input Quantity	2, via Screw Terminal Plugs
Input Voltage	20 – 30 VDC, Negative Ground
Input Current, Max each input	15A
Output Quantity	20, via Screw Terminal Plugs
Output Current Max, each output	S2-61160: 500 mA S2-61258: 1A
Max, total all outputs	15A, depending upon input supply
Status Signals	Solid State Relay Contacts, 60VDC Max, 0.5A, referenced to COM
Size (W x H x D)	19" x 3.5" x 6.75"
Weight	5.8 lbs.